



SERIES AVUL | AIR VELOCITY TRANSMITTER

FEATURES/BENEFITS

- Sensing elements have been coated with an engineered conformal coating to ensure durability and longevity
- 3% and 5% accuracy models are available to suit different application requirements
- Available with optional BACnet MS/TP or Modbus® Communication Protocol
- All models can be configured for current, voltage, or simultaneous current and voltage output, providing a universal connection to PLCs and monitoring equipment
- Onboard DIP switches allow users to quickly and easily install and configure the unit

APPLICATIONS

- Building ducts
- VAV systems
- HVAC systems

DESCRIPTION

The **SERIES AVUL** Air Velocity Transmitter quickly and accurately measures air velocity or volumetric flow in imperial or metric units. Simultaneous current and voltage outputs on all models provide universal inputs to monitoring equipment while the output range, units, and 0 to 5/10 VDC output can be configured via local DIP switches. The optional integral display, or the portable remote display tool, provide a convenient way to locally monitor process values and configure the unit.


Models are available in 3% and 5% accuracy models to suit a variety of needs, and the optional BACnet MS/TP or Modbus® RTU/ASCII communication protocol allows units to be daisy-chained while providing access to all of the velocity and flow data, as well as additional information such as air temperature.



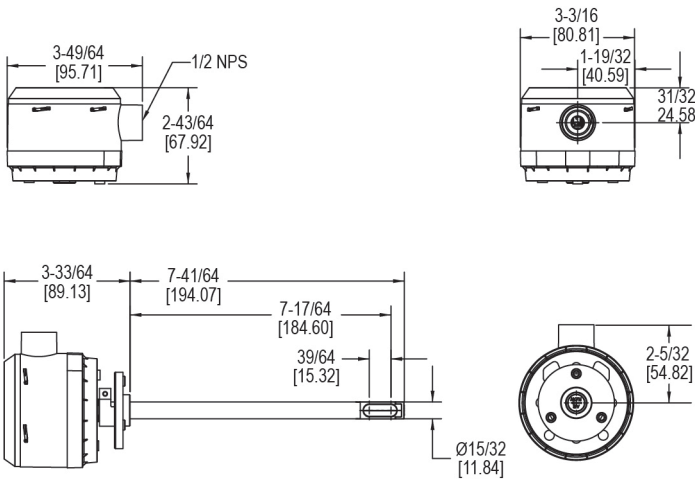
SPECIFICATIONS

Service	Clean air and non-combustible, compatible gases.
Range	1000, 2000, 3000, 4000 FPM (5, 10, 15, 20 m/s; Field selectable).
Accuracy	±(5% of reading +0.2 m/s) or ±(3% of reading +0.2 m/s) @ standard conditions, depending on model.
Temperature Limits	32 to 122 °F (0 to 50 °C).
Power Requirements	24 VDC ±20% or 24 VAC ±20%.
Humidity Limits	5 to 95% RH, non-condensing.
Output Signal	4 to 20 mA, 0 to 5 VC, 0 to 10 VDC.
Response Time (90%)	10 seconds (typ).
Zero & Span Adjustments	Digital push buttons.
Current Consumption	60 mA max.
Display (Optional)	5 digit LCD.
Communication (Optional)	Connections: BACnet MS/TP or Modbus® RTU/ASCII: 3-wire removable European style terminal block for 16 to 26 AWG; Supported baud rates: 9600, 19200, 38400, 57600, 76800, 115200.
Device Load	1/8 unit load.
Electrical Entry	1/2" NPS thread; Accessory (A-151): Cable gland for 5 to 10 mm diameter cable.
Enclosure Rating	NEMA 4X (IP66).
Weight	6.0 oz (160 g).
Agency Approval	CE.



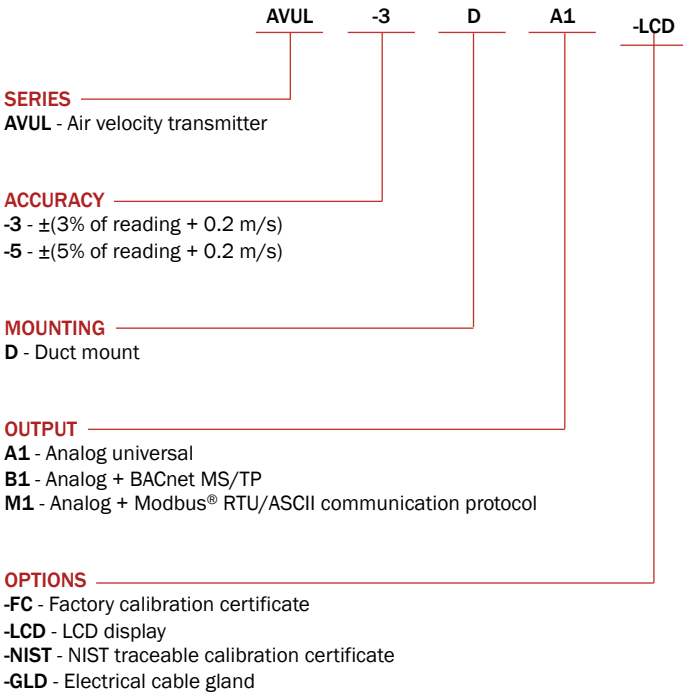


DIMENSIONS



HOW TO ORDER

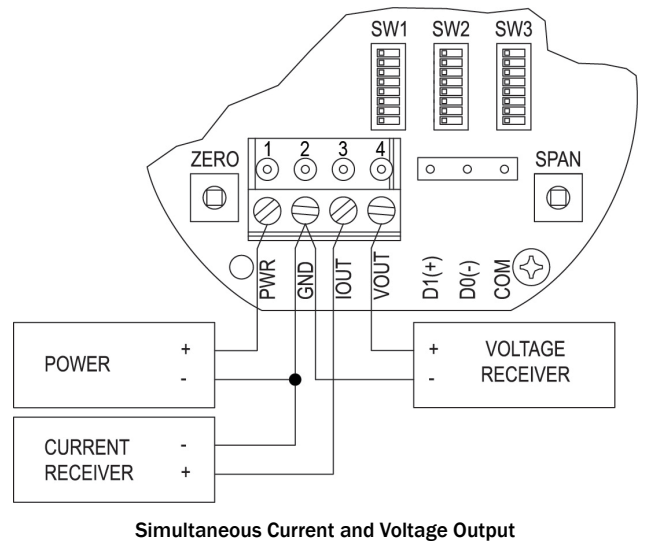
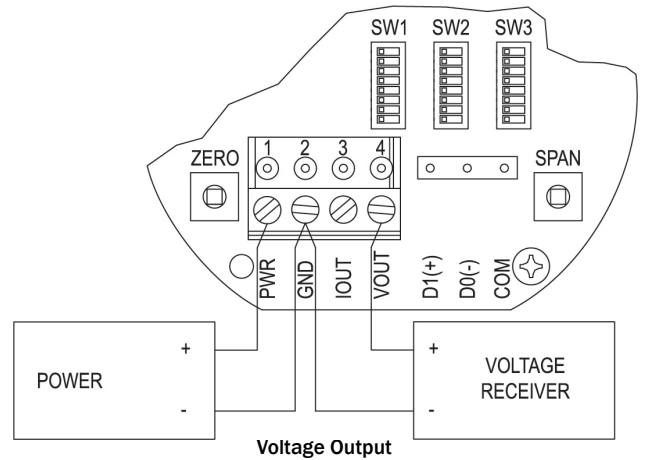
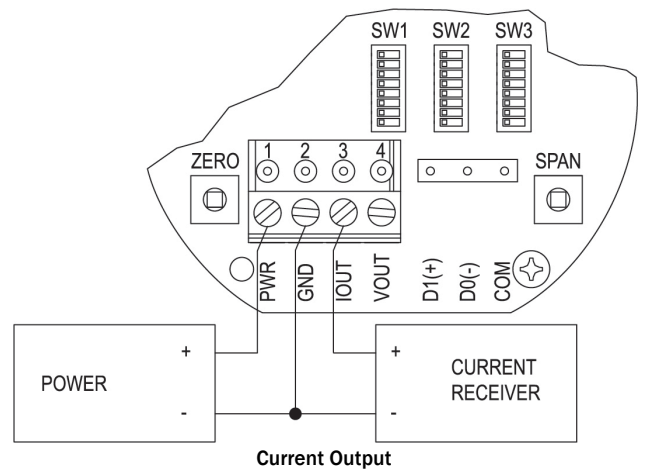
Use the **bold** characters from the chart below to construct a product code.



ACCESSORIES

Model	Description
A-151	Cable gland for 5 to 10 mm diameter cable
A-435-A	Remote display tool
A-AVUL-LCD	Field upgradeable display
A-AVUL-MTG	Replacement mounting flange
SCD-PS	100 to 240 VAC/VDC to 24 VDC power supply

WIRING DIAGRAM



Important Notice: Dwyer Instruments, Inc. reserves the right to make changes to or discontinue any product or service identified in this publication without notice. Dwyer advises its customers to obtain the latest version of the relevant information to verify, before placing any orders, that the information being relied upon is current.

